






Senza Plus Bath Spout 205mm Only

Finish & SKU

 Chrome 25C042CH	 Brushed Nickel 25C042BN
 Matte Black 25C042MB	 Brushed Gold 25C042BG
 Gun Metal 25C042GM	



Specifications

Watermark License

WM-060073

Temperature Rating

Min 1°C-Max 75°C

Pressure Rating

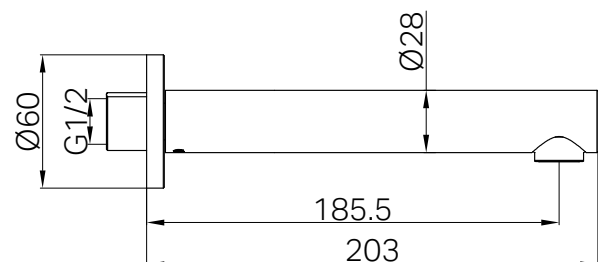
Min 150kpa-Max 500kpa

Warranty



Features

- Inlet - 1/2 bsp female push fit connection
- Suitable for use with shower mixer or wall top assemblies
- Bath spout rating: not required



Maintenance And Care

- Regularly check the mixer and connections for signs of wear or leaks.
- Clean the tap with mild soapy water to maintain its appearance, avoiding harsh chemicals and abrasive materials that may damage the finish.

- Dimensions are nominal measurements only.